


II.

**INFORMACIÓN
PRESUPUESTARIA**

Presidencia Municipal de Matamoros Coahuila
 Estado Analítico de Ingresos
 Del 01 de enero al 30 de septiembre de 2018

| Clasificación Económica | Ingreso | | | | | Diferencia |
|-------------------------------------|-----------------------|----------------------------|----------------------|-----------------------|-----------------------|-------------|
| | Estimado | Ampliaciones y Reducciones | Modificado | Devengado | Recaudado | |
| | 1 | 2 | (3= 1 + 2) | 4 | 5 | (6= 5 - 1) |
| Ingresos | | | | | | |
| Ingresos Corrientes | 235,110,948.07 | 0.00 | 235,110,948.07 | 199,703,519.69 | 199,703,519.69 | 0.00 |
| Ingresos de Capital | 0.00 | 0.00 | 0.00 | 0.00 | 0.00 | 0.00 |
| Ingresos derivado de Financiamiento | 5,224,911.71 | 0.00 | 5,224,911.71 | 0.00 | 0.00 | 0.00 |
| Total | 240,335,859.79 | 0.00 | 24,035,859.79 | 199,703,519.69 | 199,703,519.69 | 0.00 |
| | | | | Ingresos excedentes | | |



C. PRESIDENTE MUNICIPAL



C. TESORERO MUNICIPAL

C. CONTRALOR MUNICIPAL



C. SINDICO MUNICIPAL




C. COMISIONADO EN HACIENDA

Presidencia Municipal de Matamoros Coahuila
Estado Analítico de Ingresos
 Del 01 de enero al 30 de septiembre de 2018

| Estado Analítico de Ingresos Por Fuente de Financiamiento | Ingreso | | | | | Diferencia |
|---|-----------------------|----------------------------|-----------------------|----------------------------|-----------------------|----------------|
| | Estimado | Ampliaciones y Reducciones | Modificado | Devengado | Recaudado | |
| | 1 | 2 | (3= 1 + 2) | 4 | 5 | (6= 5 - 1) |
| Ingresos del Gobierno | 0.00 | 0.00 | 0.00 | 0.00 | 0.00 | 0.00 |
| Impuestos | 13,605,784.74 | 0.00 | 13,605,784.74 | 13,522,987.58 | 13,522,987.58 | -82,797.16 |
| Contribuciones de Mejoras | 0.00 | 0.00 | 0.00 | 0.00 | 0.00 | 0.00 |
| Derechos | 19,356,292.68 | 0.00 | 19,356,292.68 | 8,250,516.02 | 8,250,516.02 | -11,105,776.66 |
| Productos | 66,547.66 | 0.00 | 66,547.66 | 0.00 | 0.00 | -66,547.66 |
| Corriente | 66,547.66 | 0.00 | 66,547.66 | 0.00 | 0.00 | -66,547.66 |
| Capital | 0.00 | 0.00 | 0.00 | 0.00 | 0.00 | 0.00 |
| Aprovechamientos | 3,565,875.40 | 0.00 | 3,565,875.40 | 2,069,494.31 | 2,069,494.31 | -1,496,381.09 |
| Corriente | 3,565,875.40 | 0.00 | 3,565,875.40 | 2,069,494.31 | 2,069,494.31 | -1,496,381.09 |
| Capital | 0.00 | 0.00 | 0.00 | 0.00 | 0.00 | 0.00 |
| Participaciones y Aportaciones | 198,516,447.59 | 0.00 | 198,516,447.59 | 175,860,521.78 | 175,860,521.78 | -22,655,925.81 |
| Transferencias, Asignaciones, Subsidios y Otras Ayudas | 0.00 | 0.00 | 0.00 | 0.00 | 0.00 | 0.00 |
| Ingresos de Organismos y Empresas | 0.00 | 0.00 | 0.00 | 0.00 | 0.00 | 0.00 |
| Cuotas y Aportaciones de Seguridad Social | 0.00 | 0.00 | 0.00 | 0.00 | 0.00 | 0.00 |
| Ingresos por Ventas de Bienes y Servicios | 0.00 | 0.00 | 0.00 | 0.00 | 0.00 | 0.00 |
| Transferencias, Asignaciones, Subsidios y Otras Ayudas | 0.00 | 0.00 | 0.00 | 0.00 | 0.00 | 0.00 |
| Ingresos derivados de financiamiento | 5,224,911.72 | 0.00 | 5,224,911.72 | 0.00 | 0.00 | -5,224,911.72 |
| Ingresos Derivados de Financiamientos | 5,224,911.72 | 0.00 | 5,224,911.72 | 0.00 | 0.00 | -5,224,911.72 |
| Total | 240,335,859.79 | 0.00 | 240,335,859.79 | 199,703,519.69 | 199,703,519.69 | 0.00 |
| | | | | Ingresos excedentes | | 0.00 |



C. PRESIDENTE MUNICIPAL



C. TESORERO MUNICIPAL

C. CONTRALOR MUNICIPAL




C. SINDICO MUNICIPAL



C. COMISIONADO EN HACIENDA

Presidencia Municipal de Matamoros Coahuila
 Estado Analítico de Ingresos
 Del 01 de enero al 30 de septiembre de 2018

| Rubro de Ingresos | Ingreso | | | | | Diferencia (6= 5 - 1) |
|--|-----------------------|----------------------------|-----------------------|-----------------------|-----------------------|--------------------------|
| | Estimado | Ampliaciones y Reducciones | Modificado | Devengado | Recaudado | |
| | 1 | 2 | (3= 1 + 2) | 4 | 5 | |
| Impuestos | 13,605,784.74 | 0.00 | 13,605,784.74 | 13,522,987.58 | 13,522,987.58 | -82,797.16 |
| Cuotas y Aportaciones de Seguridad Social | 0.00 | 0.00 | 0.00 | 0.00 | 0.00 | 0.00 |
| Contribuciones de Mejoras | 0.00 | 0.00 | 0.00 | 0.00 | 0.00 | 0.00 |
| Derechos | 19,356,292.68 | 0.00 | 19,356,292.68 | 8,250,516.02 | 8,250,516.02 | -11,105,776.66 |
| Productos | 66,547.66 | 0.00 | 66,547.66 | 0.00 | 0.00 | -66,547.66 |
| Corriente | 66,547.66 | 0.00 | 66,547.66 | 0.00 | 0.00 | -66,547.66 |
| Capital | 0.00 | 0.00 | 0.00 | 0.00 | 0.00 | 0.00 |
| Aprovechamientos | 3,565,875.40 | 0.00 | 3,565,875.40 | 2,069,494.31 | 2,069,494.31 | -1,496,381.09 |
| Corriente | 3,565,875.40 | 0.00 | 3,565,875.40 | 2,069,494.31 | 2,069,494.31 | -1,496,381.09 |
| Capital | 0.00 | 0.00 | 0.00 | 0.00 | 0.00 | 0.00 |
| Ingresos por Ventas de Bienes y Servicios | 0.00 | 0.00 | 0.00 | 0.00 | 0.00 | 0.00 |
| Participaciones y Aportaciones | 0.00 | 0.00 | 0.00 | 0.00 | 0.00 | 0.00 |
| Transferencias, Asignaciones, Subsidios y Otras Ayudas | 198,516,447.59 | 0.00 | 198,516,447.59 | 175,860,521.78 | 175,860,521.78 | -22,655,925.81 |
| Ingresos Derivados de Financiamientos | 5,224,911.72 | 0.00 | 5,224,911.72 | 0.00 | 0.00 | -5,224,911.72 |
| Total | 240,335,859.79 | 0.00 | 240,335,859.79 | 199,703,519.69 | 199,703,519.69 | 0.00 |
| | | | | Ingresos excedentes | | |



C. PRESIDENTE MUNICIPAL



C. TESORERO MUNICIPAL

C. CONTRALOR MUNICIPAL



C. SINDICO MUNICIPAL



C. COMISIONADO EN HACIENDA

